



- Modularity mixed power, signal & coaxial contacts
- Up to 70 signal contacts
- Guiding pins
- Rack and Panel applications (norm XPF61-005)
- One size only: 14 units (5.5mm)
- In compliance with NF F 61-032, SNCF norm approved

For more information on
Hypertac's LHS Series Connectors visit:
www.hypertac.com



Technical Characteristics

Material and Plating	
Frame	Soft Steel (Zinc Coated)
Side Flange	Polycarbonate
Insulator	Polycarbonate
Pin & Socket Body	Brass, Au/Ni
Socket Wires	Copper alloy, Au/Ni
Pin	Au/Ni
Floating eyelets	Brass (Ni plated)

Environmental	
Temperature Range	-40° to 100°C
Fire Classification	Exigence to following NF F 16-102
Salt Spray Test	96 hours
Acid Withstanding	Following NF F 61-032 par. 11.4.6
Vibration Withstanding	5 g/25 to 250 Hz
Insulator mechanical resistance	1000 N
Max torque for auto threading screws	75 Ncm

Electrical Characteristics			
Contact ø	ø 1.50	ø 2.50	ø 3.50
Creepage distance	1.85 mm	2.25 mm	4.05 mm
Clearance distance	1.25 mm	3.40 mm	5.40 mm
Working current	8 A	16 A	25 A
Insulation resistance	≥5.10 ³ MΩ		
Contact resistance	≥2.50 MΩ	≥1.00 MΩ	≥0.80 MΩ
Dielectric withstanding voltage	1500 Vrms	2000 Vrms	3000 Vrms
Contact ø	ø 1.50	ø 2.50	ø 3.50
Voltage rating	110 V	220 V	220 V
Contact holding back in the module	40 N	50 N	70 N
Maxi male contact mass	1.10 g	2.90 g	4.90 g
Maxi female contact mass	0.70 g	1.60 g	2.70 g
IF/SF* (max value)	1.60N	9.00N	10.00N

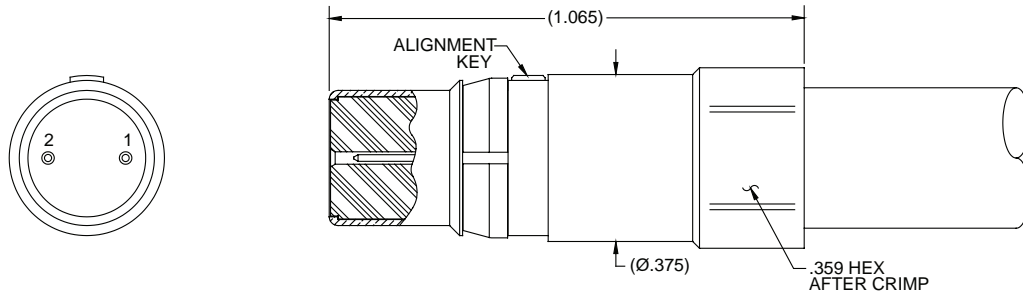
**IF/SF: Insertion and separation force according to NF F 61-032*



LHS Series Twinax/Quadrax Contacts

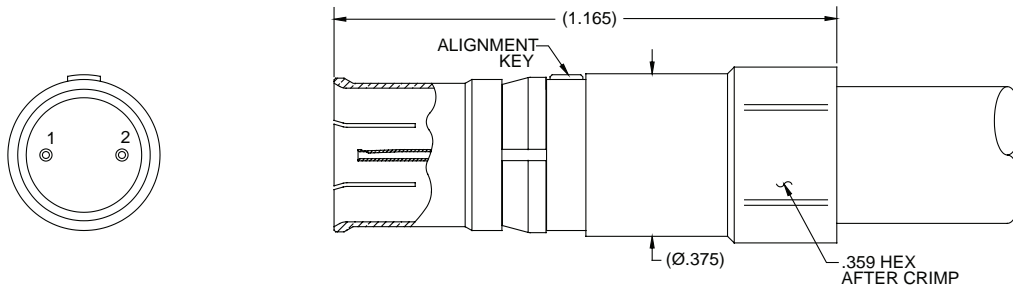
For Hypertac LHS Series Receptacle

Size 5 Twinax Pin Contact for Hypertac LHS Series Receptacle



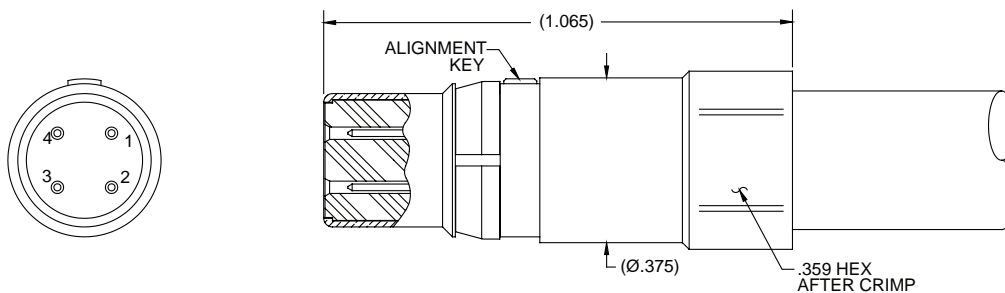
P/N019434-2002

Size 5 Twinax Socket Contact for Hypertac LHS Series Receptacle



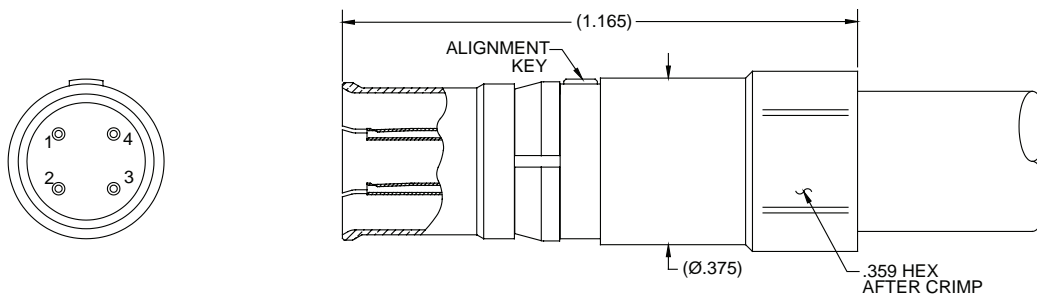
P/N019334-2002

Size 5 Quadrax Pin Contact for Hypertac LHS Series Receptacle



P/N019435-2003

Size 5 Quadrax Socket Contact for LHS Series Receptacle



P/N019335-2004