



**Sabritec**

17550 Gillette Ave  
Irvine, CA 92614  
Tel: (949) 250-1244  
Fax: (949) 250-1009  
[www.sabritec.com](http://www.sabritec.com)

**Sabritec Test Report**

Testing of MDHC  
High Frequency Coaxial Connectors  
Return Loss and Crosstalk

STR #570  
Revision N/C

Revision Letter	Page Number	Paragraph / Appendix	Description of Revision	Approval Date
N/C	-	-	Original Release	05/18/09

---

## Table of Contents

<b>1</b>	<b>Scope.....</b>	<b>4</b>
<b>2</b>	<b>Order of Precedence .....</b>	<b>4</b>
<b>3</b>	<b>Description of Test Articles .....</b>	<b>4</b>
<b>4</b>	<b>Standard Ambient Test Conditions .....</b>	<b>4</b>
<b>5</b>	<b>References.....</b>	<b>4</b>
<hr/>		
<b>6</b>	<b>Test Equipment and Facilities.....</b>	<b>4</b>
6.1	<i>Test Equipment.....</i>	<i>4</i>
6.2	<i>Facilities .....</i>	<i>4</i>
<b>7</b>	<b>Calibration and Source Inspection .....</b>	<b>4</b>
7.1	<i>Calibration.....</i>	<i>4</i>
<b>8</b>	<b>Test Sequence .....</b>	<b>5</b>
<b>9</b>	<b>Test Results.....</b>	<b>5</b>
9.1	<i>VSWR.....</i>	<i>5</i>
9.2	<i>Crosstalk.....</i>	<i>5</i>

**Scope**

The purpose of this test report is to document the electrical performance of the MDHC High Frequency Coaxial Connectors.

**1 Order of Precedence**

In case of a conflict between the text of this document and the applicable referenced documents, the text of this document took precedence.

**2 Description of Test Articles**

Sabritec internal part number, customer part number, quantity tested, and a general description of articles tested to the requirements of this document are as in Table 1.

**Table 1: Connector Part Numbers and Descriptions.**

Sabritec Part Number	Customer Part Number	Quantity	General Description
013109-2004 & 013209-2004	N/A	8	MDHC High Frequency Coaxial Connectors

**3 Standard Ambient Test Conditions**

All tests and examinations were tested within the ranges stated in this paragraph, unless specified otherwise.

Temperature: 21°C to 27°C  
 Relative Humidity: 20% to 80%  
 Barometric Pressure: 725 +50/-70 mm Hg

**4 References**

None.

**5 Test Equipment and Facilities**

**5.1 Test Equipment**

The following test equipment was used when testing was accomplished to the criteria of this specification.

**Table 2: Test Equipment**

Manufacturer	Description and Model	Sabritec S/N
Anritsu	37369A Vector Network Analyzer	909

**5.2 Facilities**

Sabritec Test Lab.

**6 Calibration and Source Inspection**

**6.1 Calibration**

All test equipment used in the performance of the tests required was calibrated in accordance with ANSI/NCSL Z540-1-1994. Records of all equipment were maintained in accordance with ANSI/NCSL

Z540-1-1994 and made available for review. Unless otherwise specified, Sabritec Quality Assurance verified that all test data and collection methods were accurate and reliable.

## 7 Test Sequence

The VNA was first calibrated with a full 2 Port, 12 term error correction.

VSWR was then measured for all 8 connector pairs in an eight position housing, fully mated.

An intentional .035" gap was introduced between the two housings and two contact pairs were tested again to see how the performance degraded with this gap.

---

The noise floor of the VNA was then measured in preparation for Crosstalk testing.

One line was driven, while Crosstalk testing was performed on the 2 adjacent contacts, with all ports terminated in 50 Ohms.

An intentional .035" gap was again introduced between the two housings and Crosstalk testing was repeated with this intentional gap.

## 8 Test Results

8.1 **VSWR:** VSWR typically measured better than 1.3:1 through 30 GHz, and about 1.5:1 from 30 to 40 GHz. See attached data.

8.2 **CROSSTALK:** Crosstalk was below the VNA noise floor and was better than -90 dB for all test conditions. See attached data.

\* \* \* \* \*

37369A

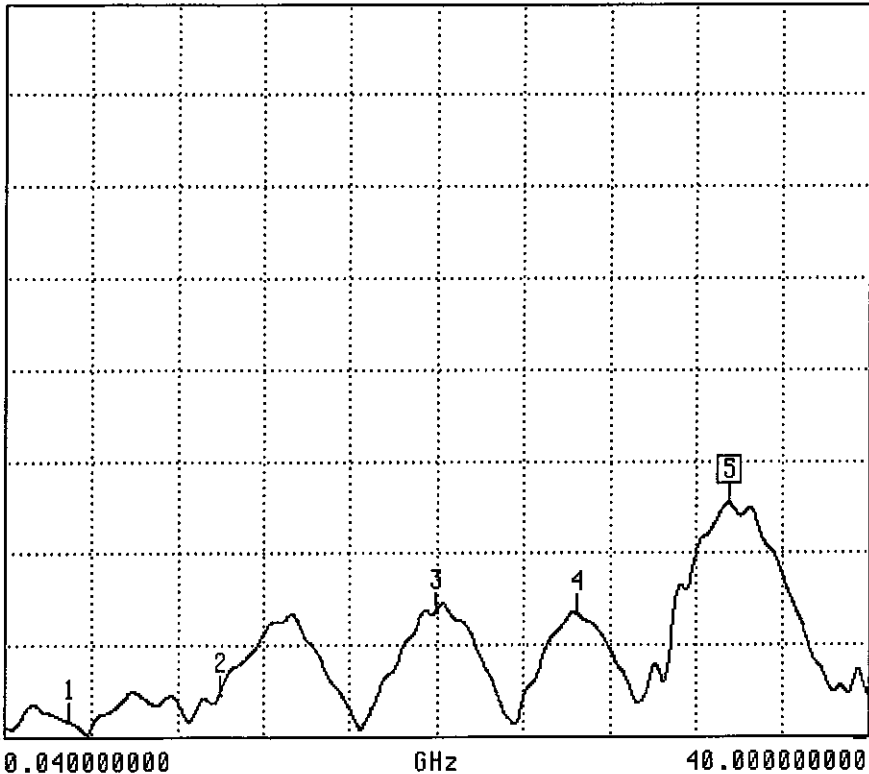
MODEL: DATE: 05/15/09 14:50 Page 1  
DEVICE ID: OPERATOR:

START: 0.040000000 GHz GATE START: 746.0000 ps ERROR CORR: 12-TERM  
STOP: 40.000000000 GHz GATE STOP: 1.9605 ns AVERAGING: 1 PT  
STEP: 0.024975000 GHz GATE: NOMINAL IF BNDWDTH: 1 KHz  
WINDOW: NOMINAL

-----CH1-----  
PARAMETER: -S11-  
NORMALIZATION: OFF  
REFERENCE PLANE: 0.0000 mm  
SMOOTHING: 0.0 PERCENT  
DELAY APERTURE: -  
PROCESSING: FREQ W/GATE  
GATING: ON

S11 FORWARD REFLECTION FGT

SWR REF=1.000 U 200.000 mU/DIV



CH 1 - S11  
REFERENCE PLANE  
0.0000 mm  
MARKER 5  
33.531475000 GHz  
1.507 U

- ▶ MARKER TO MAX  
MARKER TO MIN
- 1 3.012025000 GHz  
1.031 U
- 2 10.005025000 GHz  
1.089 U
- 3 19.995025000 GHz  
1.272 U
- 4 26.488525000 GHz  
1.268 U

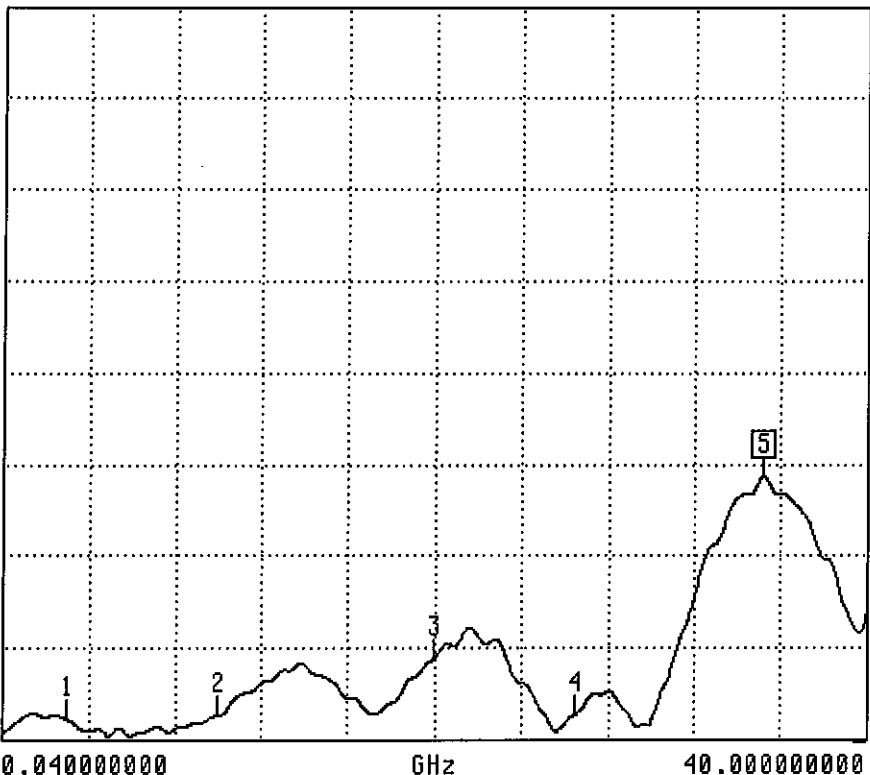
MARKER READOUT  
FUNCTIONS

37369A

MODEL: DATE: 05/15/09 15:25 Page 1  
 DEVICE ID: OPERATOR:  
 START: 0.040000000 GHz GATE START: 746.0000 ps ERROR CORR: 12-TERM  
 STOP: 40.000000000 GHz GATE STOP: 1.9605 ns AVERAGING: 1 PT  
 STEP: 0.024975000 GHz GATE: NOMINAL IF BNDWDTH: 1 KHz  
 WINDOW: NOMINAL

-----CH1-----  
 PARAMETER: -S11-  
 NORMALIZATION: OFF  
 REFERENCE PLANE: 0.0000 mm  
 SMOOTHING: 0.0 PERCENT  
 DELAY APERTURE: -  
 PROCESSING: FREQ W/GATE  
 GATING: ON

S11 FORWARD REFLECTION FGT  
 SWR REF=1.000 U 200.000 mU/DIV



CH 1 - S11  
 REFERENCE PLANE  
 0.0000 mm  
 MARKER 5  
 35.229775000 GHz  
 1.574 U

- ▶ MARKER TO MAX  
 MARKER TO MIN
- 1 3.012025000 GHz  
1.044 U
  - 2 10.005025000 GHz  
1.051 U
  - 3 19.995025000 GHz  
1.176 U
  - 4 26.488525000 GHz  
1.054 U

MARKER READOUT  
 FUNCTIONS

37369A

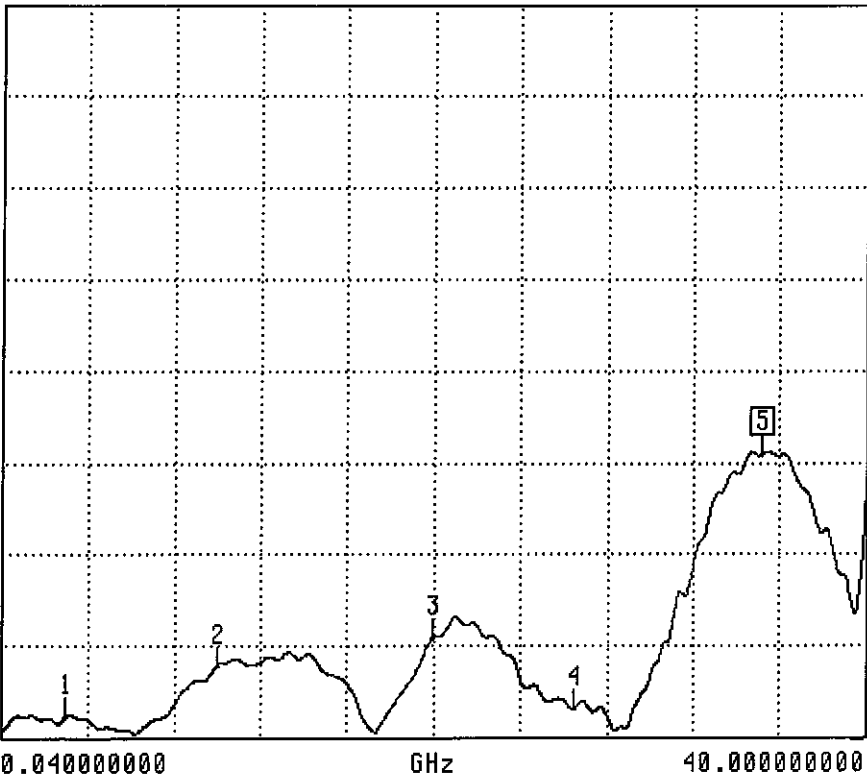
MODEL: DATE: 05/15/09 15:26 Page 1  
DEVICE ID: OPERATOR:

START: 0.040000000 GHz GATE START: 746.0000 ps ERROR CORR: 12-TERM  
STOP: 40.000000000 GHz GATE STOP: 1.9605 ns AVERAGING: 1 PT  
STEP: 0.024975000 GHz GATE: NOMINAL IF BNDWDTH: 1 KHz  
WINDOW: NOMINAL

PARAMETER: CH1  
NORMALIZATION: -S11-  
REFERENCE PLANE: 0.0000 mm  
SMOOTHING: 0.0 PERCENT  
DELAY APERTURE: -  
PROCESSING: FREQ W/GATE  
GATING: ON

S11 FORWARD REFLECTION FGT

SWR REF=1.000 U 200.000 mU/DIV



CH 1 - S11  
REFERENCE PLANE  
0.0000 mm

MARKER 5  
35.229775000 GHz  
1.616 U

MARKER TO MAX  
MARKER TO MIN

- 1 3.012025000 GHz  
1.042 U
- 2 10.005025000 GHz  
1.155 U
- 3 19.995025000 GHz  
1.215 U
- 4 26.488525000 GHz  
1.062 U

MARKER READOUT  
FUNCTIONS

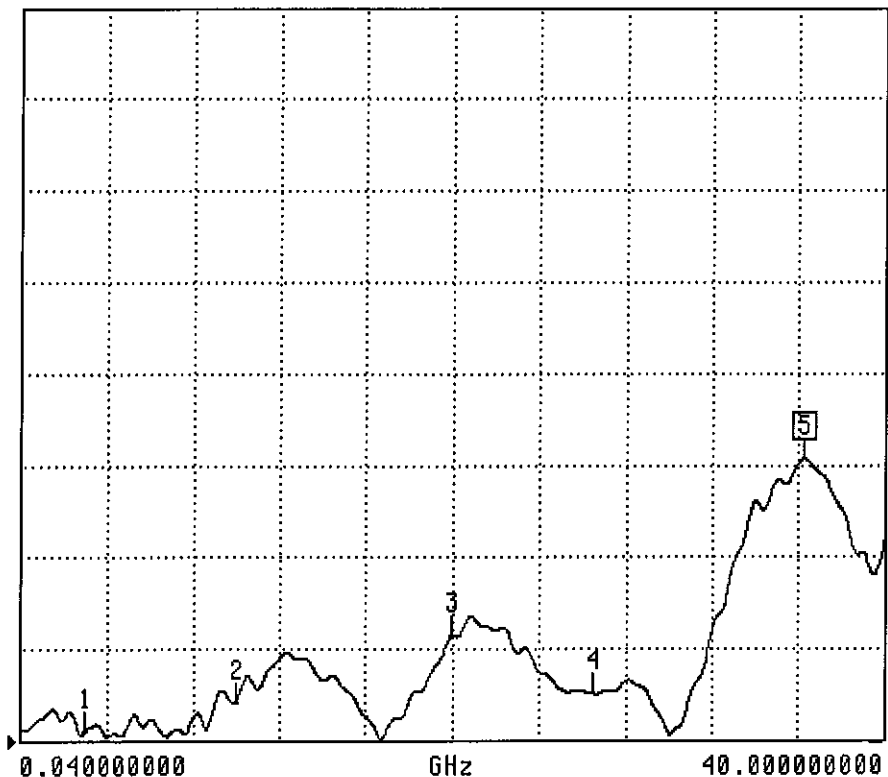
37369A

MODEL: DATE: 05/15/09 15:27 Page 1  
DEVICE ID: OPERATOR:

START: 0.040000000 GHz GATE START: 746.0000 ps ERROR CORR: 12-TERM  
STOP: 40.000000000 GHz GATE STOP: 1.9605 ns AVERAGING: 1 PT  
STEP: 0.024975000 GHz GATE: NOMINAL IF BNDWDTH: 1 KHz  
WINDOW: NOMINAL

-----CH1-----  
PARAMETER: -S11-  
NORMALIZATION: OFF  
REFERENCE PLANE: 0.0000 mm  
SMOOTHING: 0.0 PERCENT  
DELAY APERTURE: -  
PROCESSING: FREQ W/GATE  
GATING: ON

S11 FORWARD REFLECTION FGT  
SWR REF=1.000 U 200.000 mU/DIV



CH 1 - S11  
REFERENCE PLANE  
0.0000 mm

MARKER 5  
36.303700000 GHz  
1.612 U

- ▶ MARKER TO MAX
- MARKER TO MIN
- 1 3.012025000 GHz  
1.020 U
- 2 10.005025000 GHz  
1.081 U
- 3 19.995025000 GHz  
1.227 U
- 4 26.488525000 GHz  
1.101 U

MARKER READOUT  
FUNCTIONS

37369A

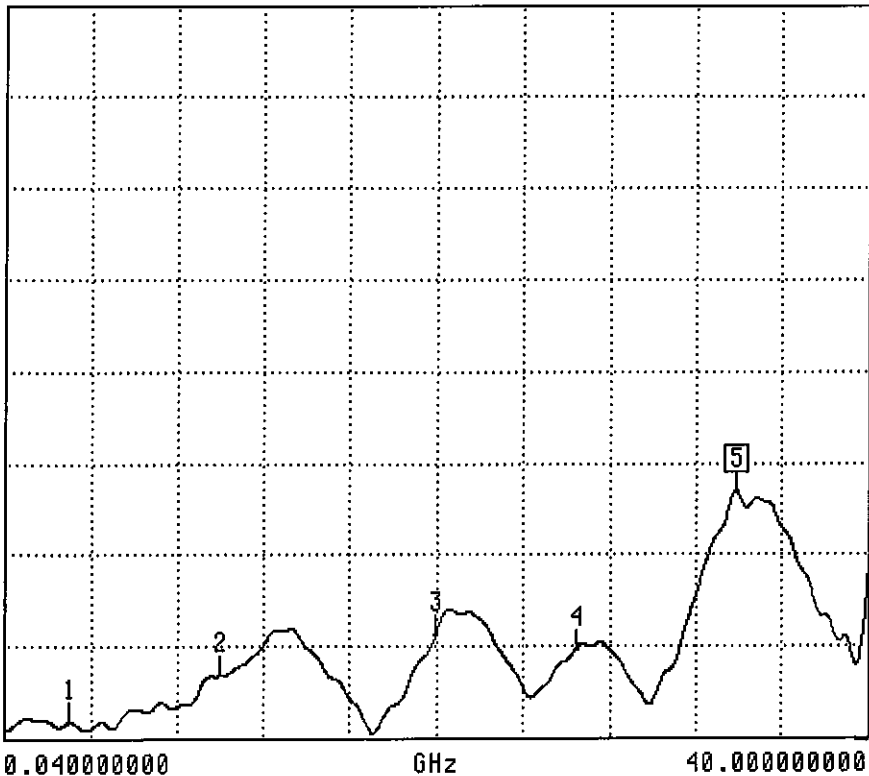
MODEL: DATE: 05/15/09 15:28 Page 1  
DEVICE ID: OPERATOR:

START: 0.040000000 GHz GATE START: 746.0000 ps ERROR CORR: 12-TERM  
STOP: 40.000000000 GHz GATE STOP: 1.9605 ns AVERAGING: 1 PT  
STEP: 0.024975000 GHz GATE: NOMINAL IF BNDWDTH: 1 KHz  
WINDOW: NOMINAL

-----CH1-----  
PARAMETER: -S11-  
NORMALIZATION: OFF  
REFERENCE PLANE: 0.0000 mm  
SMOOTHING: 0.0 PERCENT  
DELAY APERTURE: -  
PROCESSING: FREQ W/GATE  
GATING: ON

S11 FORWARD REFLECTION FGT

SWR REF=1.000 U 200.000 mU/DIV



CH 1 - S11  
REFERENCE PLANE  
0.0000 mm

MARKER 5  
33.88125000 GHz  
1.537 U

▶ MARKER TO MAX  
MARKER TO MIN

- 1 3.012025000 GHz  
1.034 U
- 2 10.005025000 GHz  
1.134 U
- 3 19.995025000 GHz  
1.224 U
- 4 26.488525000 GHz  
1.193 U

MARKER READOUT  
FUNCTIONS

37369A

MODEL: DATE: 05/15/09 15:52 Page 1  
DEVICE ID: OPERATOR:

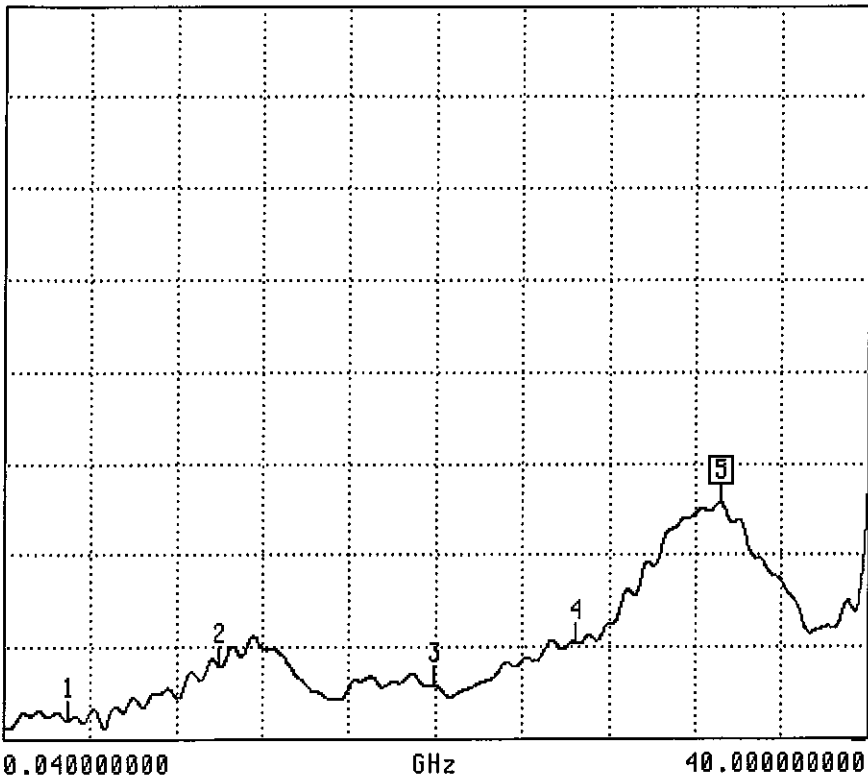
START: 0.040000000 GHz GATE START: 746.0000 ps ERROR CORR: 12-TERM  
STOP: 40.000000000 GHz GATE STOP: 1.9605 ns AVERAGING: 1 PT  
STEP: 0.024975000 GHz GATE: NOMINAL IF BNDWDTH: 1 KHz  
WINDOW: NOMINAL

-----CH1-----  
PARAMETER: -S11-  
NORMALIZATION: OFF  
REFERENCE PLANE: 0.0000 mm  
SMOOTHING: 0.0 PERCENT  
DELAY APERTURE: -  
PROCESSING: FREQ W/GATE  
GATING: ON

S11 FORWARD REFLECTION

FGT

SWR REF=1.000 U 200.000 mU/DIV



CH 1 - S11  
REFERENCE PLANE  
0.0000 mm

MARKER 5  
33.206800000 GHz  
1.512 U

▶ MARKER TO MAX  
MARKER TO MIN

- 1 3.012025000 GHz  
1.039 U
- 2 10.005025000 GHz  
1.159 U
- 3 19.995025000 GHz  
1.116 U
- 4 26.488525000 GHz  
1.209 U

MARKER READOUT  
FUNCTIONS

37369A

MODEL: DATE: 05/15/09 15:56 Page 1  
DEVICE ID: OPERATOR:

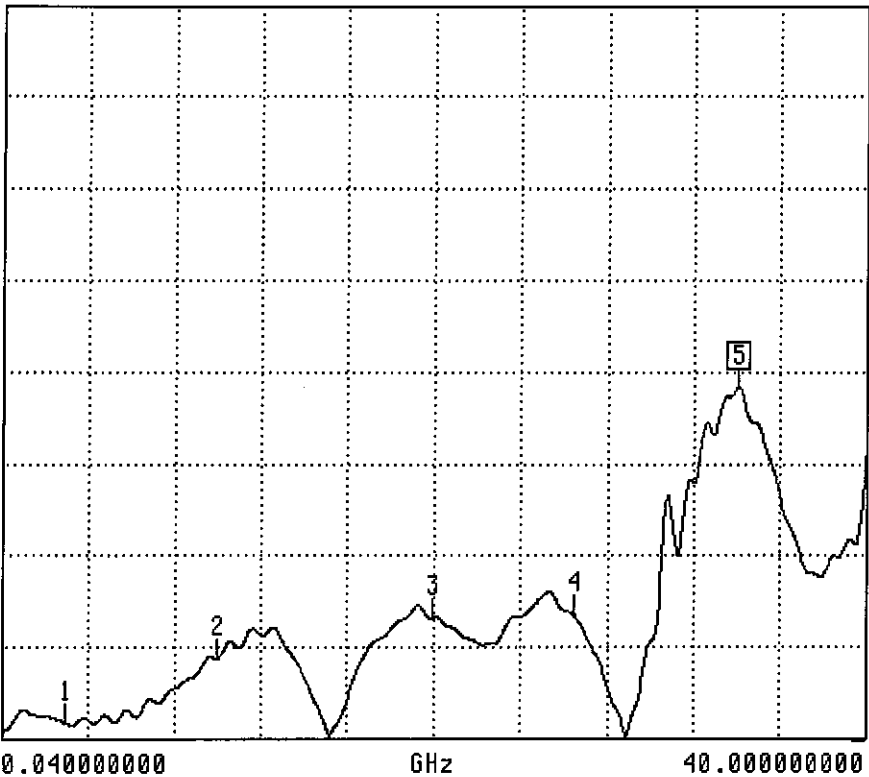
START: 0.040000000 GHz GATE START: 746.0000 ps ERROR CORR: 12-TERM  
STOP: 40.000000000 GHz GATE STOP: 1.9605 ns AVERAGING: 1 PT  
STEP: 0.024975000 GHz GATE: NOMINAL IF BNDWDTH: 1 KHz  
WINDOW: NOMINAL

-----CH1-----  
PARAMETER: -S11-  
NORMALIZATION: OFF  
REFERENCE PLANE: 0.0000 mm  
SMOOTHING: 0.0 PERCENT  
DELAY APERTURE: -  
PROCESSING: FREQ W/GATE  
GATING: ON

S11 FORWARD REFLECTION

FGT

SWR REF=1.000 U 200.000 mU/DIV



CH 1 - S11  
REFERENCE PLANE  
0.0000 mm

MARKER 5  
34.105900000 GHz  
1.765 U

▶ MARKER TO MAX  
MARKER TO MIN

- 1 3.012025000 GHz  
1.034 U
- 2 10.005025000 GHz  
1.174 U
- 3 19.995025000 GHz  
1.264 U
- 4 26.488525000 GHz  
1.269 U

MARKER READOUT  
FUNCTIONS

37369A

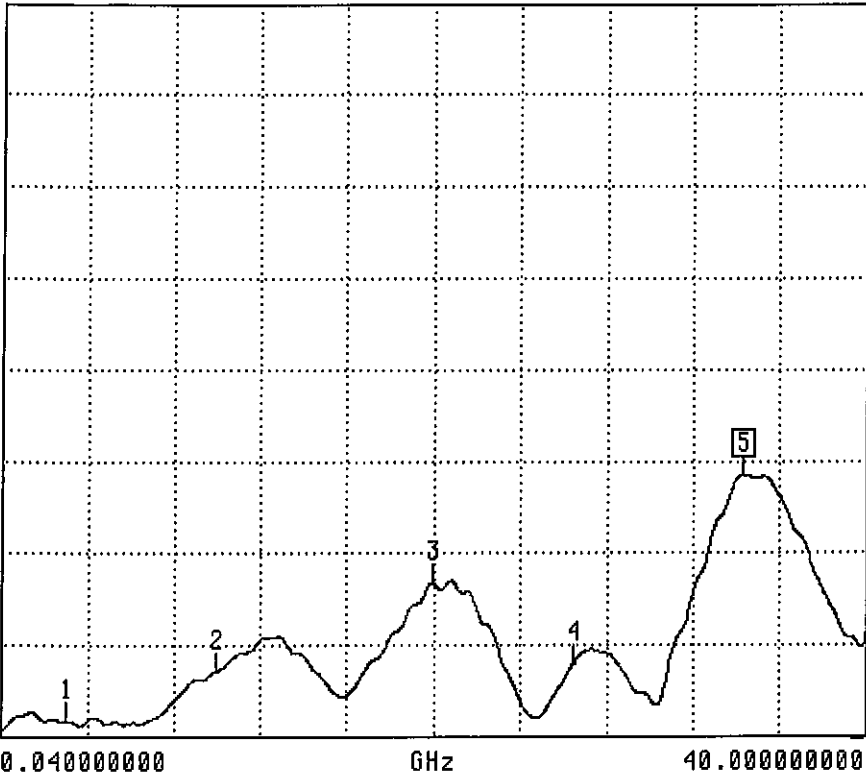
MODEL: DATE: 05/15/09 16:00 Page 1  
DEVICE ID: OPERATOR:

START: 0.040000000 GHz GATE START: 746.0000 ps ERROR CORR: 12-TERM  
STOP: 40.000000000 GHz GATE STOP: 1.9605 ns AVERAGING: 1 PT  
STEP: 0.024975000 GHz GATE: NOMINAL IF BNDWDTH: 1 KHz  
WINDOW: NOMINAL

-----CH1-----  
PARAMETER: -S11-  
NORMALIZATION: OFF  
REFERENCE PLANE: 0.0000 mm  
SMOOTHING: 0.0 PERCENT  
DELAY APERTURE: -  
PROCESSING: FREQ W/GATE  
GATING: ON

S11 FORWARD REFLECTION FGT

SWR REF=1.000 U 200.000 mU/DIV



CH 1 - S11  
REFERENCE PLANE  
0.0000 mm

MARKER 5  
34.355650000 GHz  
1.569 U

▶ MARKER TO MAX  
MARKER TO MIN

- 1 3.012025000 GHz  
1.033 U
- 2 10.005025000 GHz  
1.142 U
- 3 19.995025000 GHz  
1.335 U
- 4 26.488525000 GHz  
1.159 U

MARKER READOUT  
FUNCTIONS

37369A

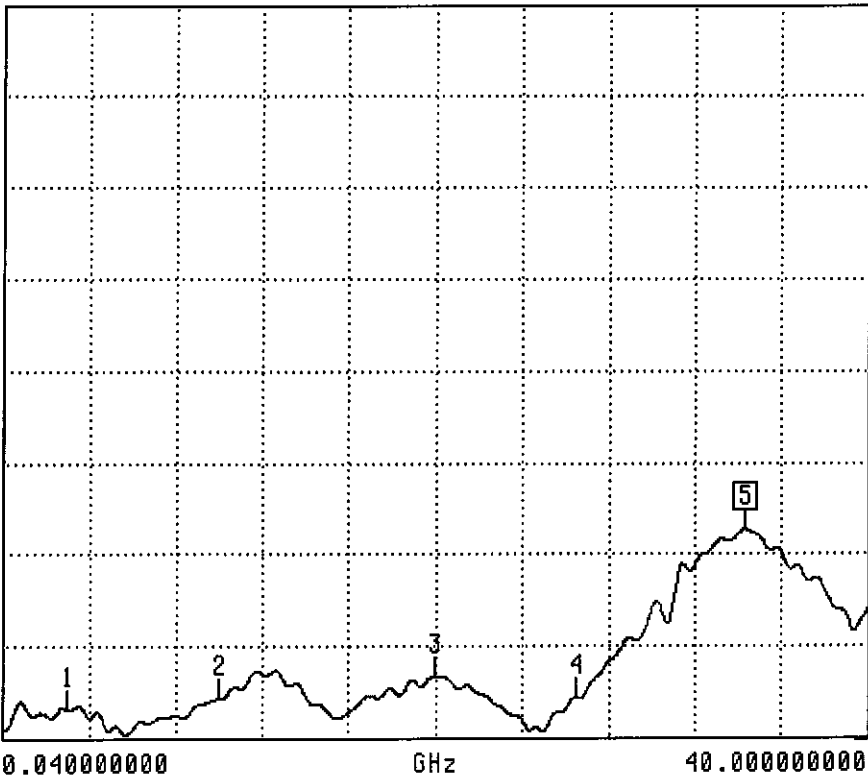
MODEL: DATE: 05/15/09 15:59 Page 1  
DEVICE ID: OPERATOR:

START: 0.040000000 GHz GATE START: 746.0000 ps ERROR CORR: 12-TERM  
STOP: 40.000000000 GHz GATE STOP: 1.9605 ns AVERAGING: 1 PT  
STEP: 0.024975000 GHz GATE: NOMINAL IF BNDWDTH: 1 KHz  
WINDOW: NOMINAL

-----CH1-----  
PARAMETER: -S11-  
NORMALIZATION: OFF  
REFERENCE PLANE: 0.0000 mm  
SMOOTHING: 0.0 PERCENT  
DELAY APERTURE: -  
PROCESSING: FREQ W/GATE  
GATING: ON

S11 FORWARD REFLECTION FGT

SWR REF=1.000 U 200.000 mU/DIV



CH 1 - S11  
REFERENCE PLANE  
0.0000 mm

MARKER 5  
34.355650000 GHz  
1.453 U

MARKER TO MAX  
MARKER TO MIN

- 1 3.012025000 GHz  
1.063 U
- 2 10.005025000 GHz  
1.084 U
- 3 19.995025000 GHz  
1.132 U
- 4 26.488525000 GHz  
1.085 U

MARKER READOUT  
FUNCTIONS

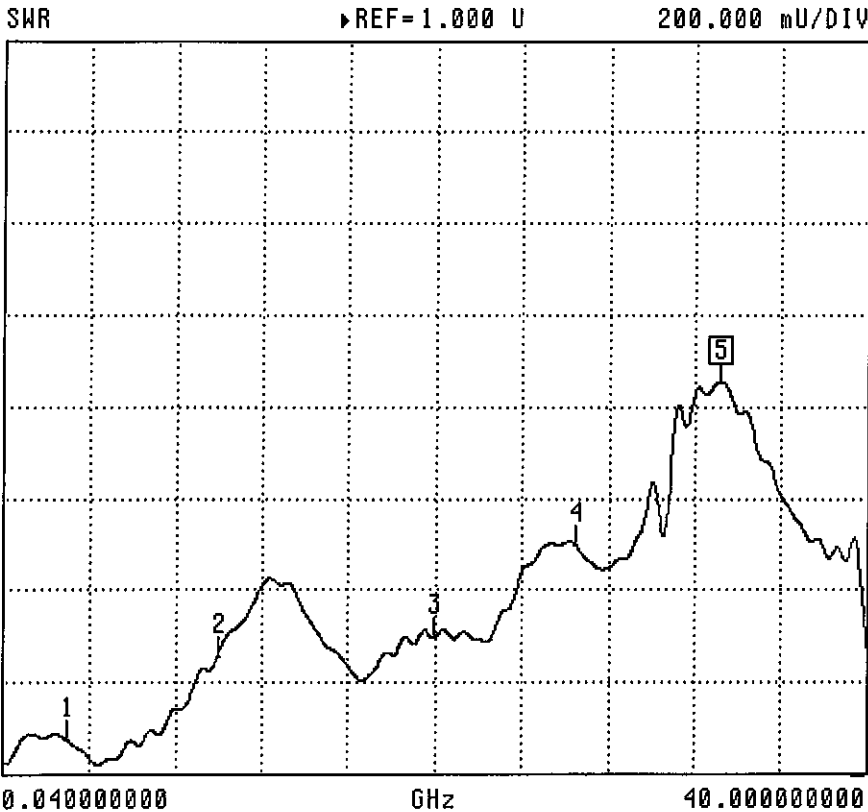
37369A

MODEL: DATE: 05/15/09 15:47 Page 1  
DEVICE ID: OPERATOR:

START: 0.040000000 GHz GATE START: 746.0000 ps ERROR CORR: 12-TERM  
STOP: 40.000000000 GHz GATE STOP: 1.9605 ns AVERAGING: 1 PT  
STEP: 0.024975000 GHz GATE: NOMINAL IF BNDWDTH: 1 KHz  
WINDOW: NOMINAL

-----CH1-----  
PARAMETER: -S11-  
NORMALIZATION: OFF  
REFERENCE PLANE: 0.0000 mm  
SMOOTHING: 0.0 PERCENT  
DELAY APERTURE: -  
PROCESSING: FREQ W/GATE  
GATING: ON

S11 FORWARD REFLECTION FGT



CH 1 - S11  
REFERENCE PLANE  
0.0000 mm  
MARKER 5  
33.206800000 GHz  
1.854 U

- ▶ MARKER TO MAX
- MARKER TO MIN
- 1 3.012025000 GHz  
1.073 U
- 2 10.005025000 GHz  
1.253 U
- 3 19.995025000 GHz  
1.294 U
- 4 26.488525000 GHz  
1.498 U

MARKER READOUT  
FUNCTIONS

MOHC #2

Wiltron

WITH .035" GAP

37369A

MODEL: DATE: 05/15/09 15:49 Page 1  
DEVICE ID: OPERATOR:

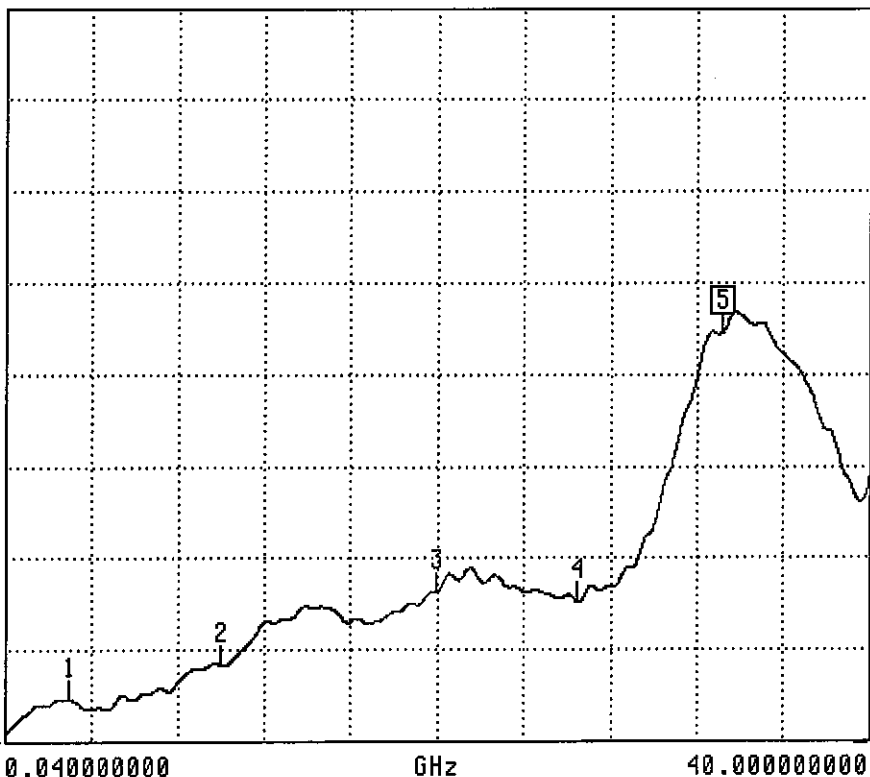
START: 0.040000000 GHz GATE START: 746.0000 ps ERROR CORR: 12-TERM  
STOP: 40.000000000 GHz GATE STOP: 1.9605 ns AVERAGING: 1 PT  
STEP: 0.024975000 GHz GATE: NOMINAL IF BNDWIDTH: 1 KHz  
WINDOW: NOMINAL

-----CH1-----  
PARAMETER: -S11-  
NORMALIZATION: OFF  
REFERENCE PLANE: 0.0000 mm  
SMOOTHING: 0.0 PERCENT  
DELAY APERTURE: -  
PROCESSING: FREQ W/GATE  
GATING: ON

S11 FORWARD REFLECTION

FGT

SWR REF=1.000 U 200.000 mU/DIV



CH 1 - S11  
REFERENCE PLANE  
0.0000 mm

MARKER 5  
33.206800000 GHz  
1.890 U

▶ MARKER TO MAX  
MARKER TO MIN

- 1 3.012025000 GHz  
1.090 U
- 2 10.005025000 GHz  
1.167 U
- 3 19.995025000 GHz  
1.324 U
- 4 26.488525000 GHz  
1.306 U

MARKER READOUT  
FUNCTIONS

37369A

MODEL: DATE: 05/15/09 15:39 Page 1  
DEVICE ID: OPERATOR:

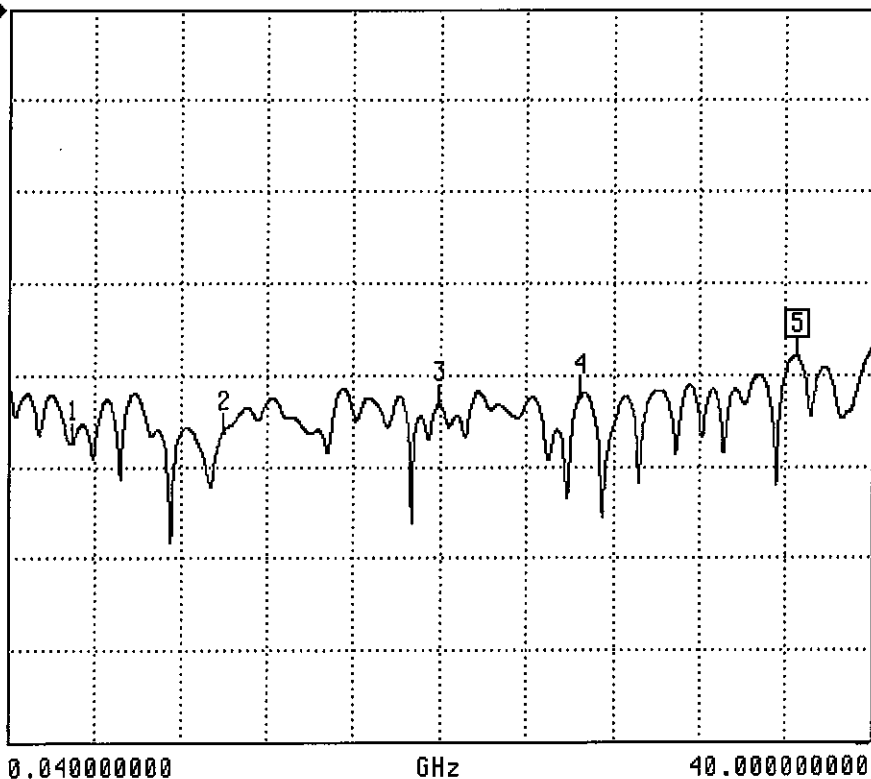
START: 0.040000000 GHz GATE START: 746.0000 ps ERROR CORR: 12-TERM  
STOP: 40.000000000 GHz GATE STOP: 1.9605 ns AVERAGING: 1 PT  
STEP: 0.024975000 GHz GATE: NOMINAL IF BNDWDTH: 1 KHz  
WINDOW: NOMINAL

-----CH1-----  
PARAMETER: -S21-  
NORMALIZATION: OFF  
REFERENCE PLANE: 0.0000 mm  
SMOOTHING: 0.0 PERCENT  
DELAY APERTURE: -  
PROCESSING: FREQ W/GATE  
GATING: ON

S21 FORWARD TRANSMISSION

FGT

LOG MAGNITUDE REF=0.000 dB 20.000 dB/DIV



CH 1 - S21  
REFERENCE PLANE  
0.0000 mm

MARKER 5  
36.553450000 GHz  
-76.086 dB

MARKER TO MAX  
MARKER TO MIN

- 1 3.012025000 GHz  
-94.829 dB
- 2 10.005025000 GHz  
-92.791 dB
- 3 19.995025000 GHz  
-86.659 dB
- 4 26.488525000 GHz  
-84.937 dB

MARKER READOUT  
FUNCTIONS

37369A

MODEL: DATE: 05/15/09 15:37 Page 1  
DEVICE ID: OPERATOR:

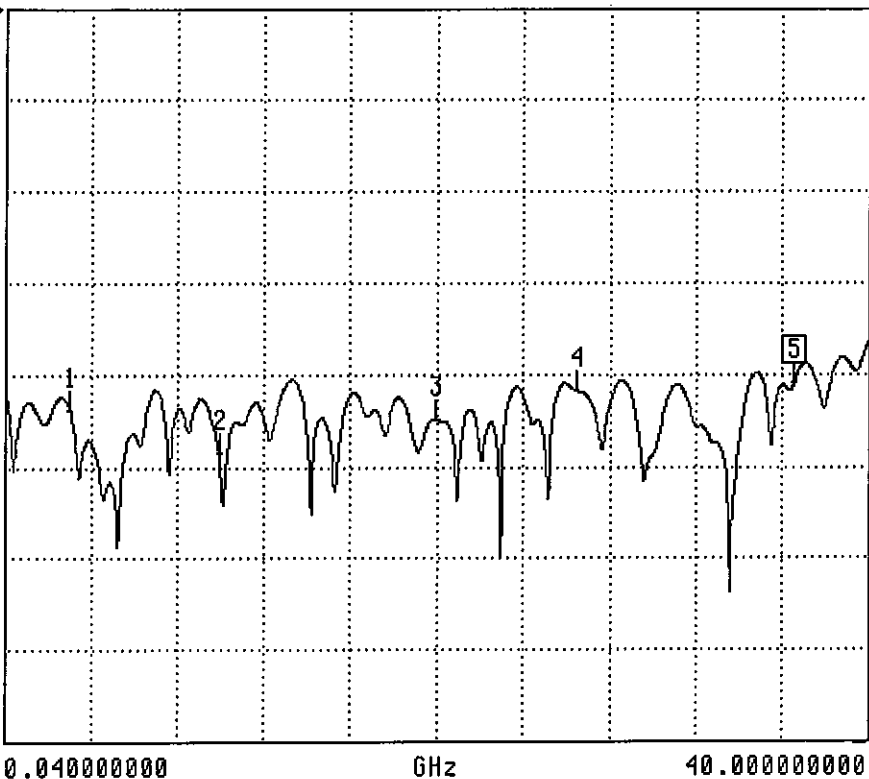
START: 0.040000000 GHz GATE START: 746.0000 ps ERROR CORR: 12-TERM  
STOP: 40.000000000 GHz GATE STOP: 1.9605 ns AVERAGING: 1 PT  
STEP: 0.024975000 GHz GATE: NOMINAL IF BNDWDTH: 1 KHz  
WINDOW: NOMINAL

-----CH1-----  
PARAMETER: -S21-  
NORMALIZATION: OFF  
REFERENCE PLANE: 0.0000 mm  
SMOOTHING: 0.0 PERCENT  
DELAY APERTURE: -  
PROCESSING: FREQ W/GATE  
GATING: ON

S21 FORWARD TRANSMISSION

FGT

LOG MAGNITUDE REF=0.000 dB 20.000 dB/DIV



CH 1 - S21  
REFERENCE PLANE  
0.0000 mm

MARKER 5  
36.553450000 GHz  
-81.955 dB

▶ MARKER TO MAX  
MARKER TO MIN

- 1 3.012025000 GHz  
-87.718 dB
- 2 10.005025000 GHz  
-96.989 dB
- 3 19.995025000 GHz  
-89.879 dB
- 4 26.488525000 GHz  
-83.661 dB

MARKER READOUT  
FUNCTIONS

37369A

MODEL: DATE: 05/15/09 15:41 Page 1  
DEVICE ID: OPERATOR:

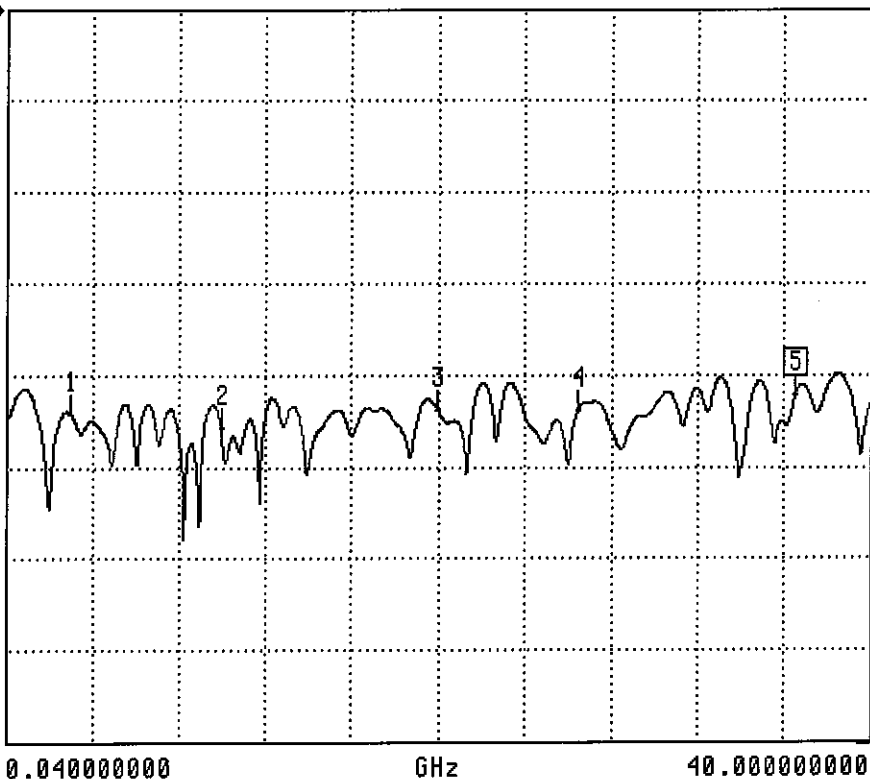
START: 0.040000000 GHz GATE START: 746.0000 ps ERROR CORR: 12-TERM  
STOP: 40.000000000 GHz GATE STOP: 1.9605 ns AVERAGING: 1 PT  
STEP: 0.024975000 GHz GATE: NOMINAL IF BNDWIDTH: 1 KHz  
WINDOW: NOMINAL

-----CH1-----  
PARAMETER: -S21-  
NORMALIZATION: OFF  
REFERENCE PLANE: 0.0000 mm  
SMOOTHING: 0.0 PERCENT  
DELAY APERTURE: -  
PROCESSING: FREQ W/GATE  
GATING: ON

S21 FORWARD TRANSMISSION

FGT

LOG MAGNITUDE REF=0.000 dB 20.000 dB/DIV



CH 1 - S21  
REFERENCE PLANE  
0.0000 mm

MARKER 5  
36.553450000 GHz  
-84.419 dB

MARKER TO MAX  
MARKER TO MIN

- 1 3.012025000 GHz  
-88.424 dB
- 2 10.005025000 GHz  
-91.490 dB
- 3 19.995025000 GHz  
-87.702 dB
- 4 26.488525000 GHz  
-87.899 dB

MARKER READOUT  
FUNCTIONS

37369A

MODEL: DATE: 05/15/09 15:44 Page 1  
DEVICE ID: OPERATOR:

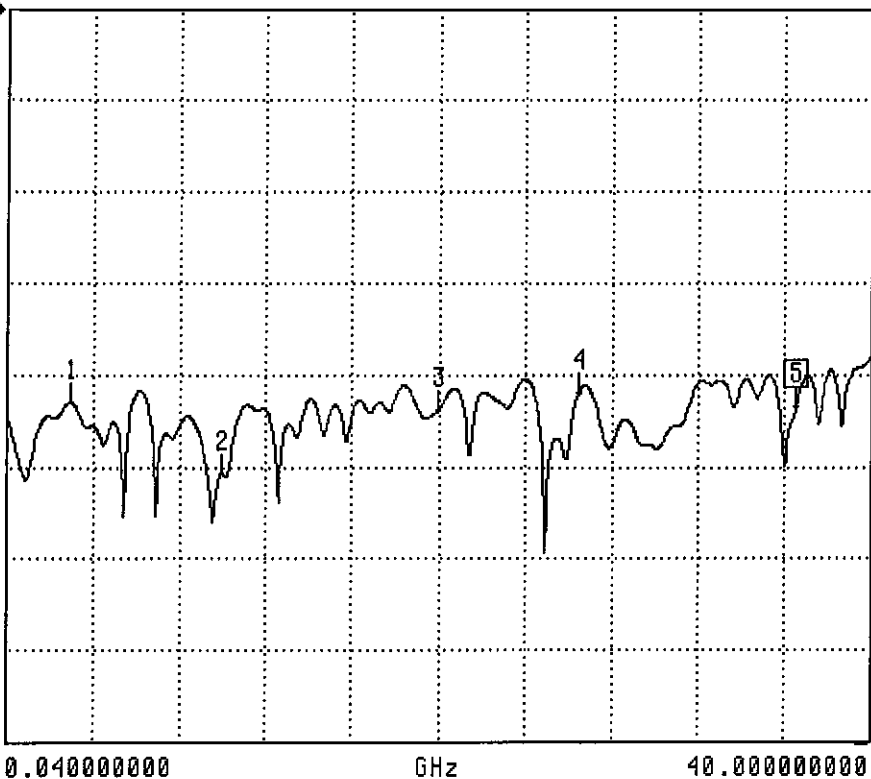
START: 0.040000000 GHz GATE START: 746.0000 ps ERROR CORR: 12-TERM  
STOP: 40.000000000 GHz GATE STOP: 1.9605 ns AVERAGING: 1 PT  
STEP: 0.024975000 GHz GATE: NOMINAL IF BNDWIDTH: 1 KHz  
WINDOW: NOMINAL

-----CH1-----  
PARAMETER: -S21-  
NORMALIZATION: OFF  
REFERENCE PLANE: 0.0000 mm  
SMOOTHING: 0.0 PERCENT  
DELAY APERTURE: -  
PROCESSING: FREQ W/GATE  
GATING: ON

S21 FORWARD TRANSMISSION

FGT

LOG MAGNITUDE REF=0.000 dB 20.000 dB/DIV



CH 1 - S21  
REFERENCE PLANE  
0.0000 mm

MARKER 5  
36.553450000 GHz  
-87.063 dB

▶ MARKER TO MAX  
MARKER TO MIN

- 1 3.012025000 GHz  
-86.152 dB
- 2 10.005025000 GHz  
-101.791 dB
- 3 19.995025000 GHz  
-87.738 dB
- 4 26.488525000 GHz  
-83.971 dB

MARKER READOUT  
FUNCTIONS

.035" GAP

37369A

MODEL: DATE: 05/15/09 15:43 Page 1  
DEVICE ID: OPERATOR:

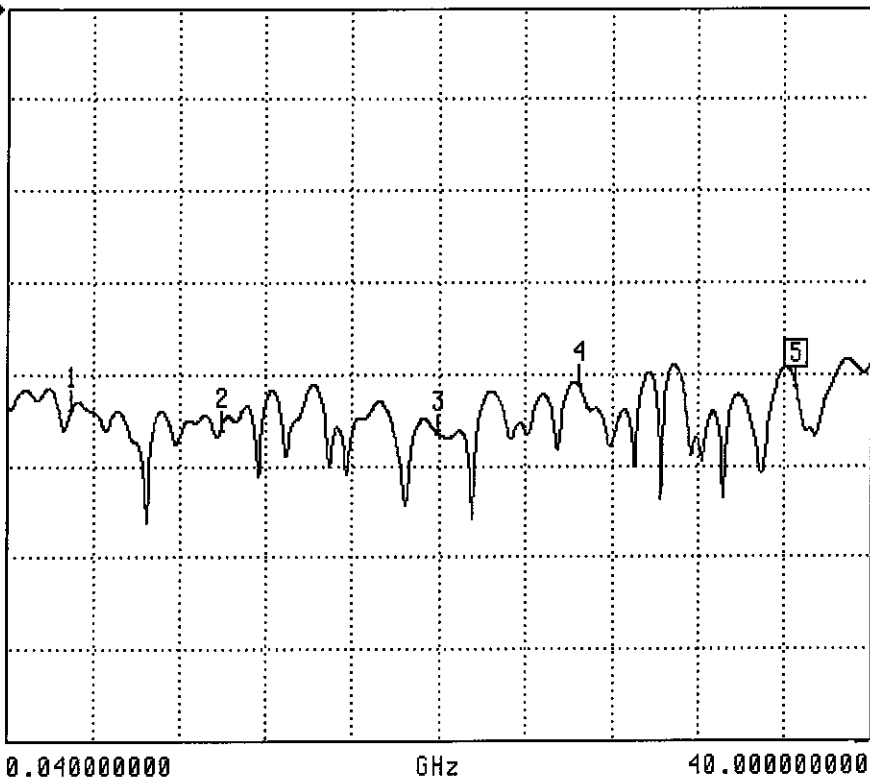
START: 0.040000000 GHz GATE START: 746.0000 ps ERROR CORR: 12-TERM  
STOP: 40.000000000 GHz GATE STOP: 1.9605 ns AVERAGING: 1 PT  
STEP: 0.024975000 GHz GATE: NOMINAL IF BNDWDTH: 1 KHz  
WINDOW: NOMINAL

-----CH1-----  
PARAMETER: -S21-  
NORMALIZATION: OFF  
REFERENCE PLANE: 0.0000 mm  
SMOOTHING: 0.0 PERCENT  
DELAY APERTURE: -  
PROCESSING: FREQ W/GATE  
GATING: ON

S21 FORWARD TRANSMISSION

FGT

LOG MAGNITUDE REF=0.000 dB 20.000 dB/DIV



CH 1 - S21  
REFERENCE PLANE  
0.0000 mm

MARKER 5  
36.553450000 GHz  
-82.629 dB

MARKER TO MAX  
MARKER TO MIN

- 1 3.012025000 GHz  
-87.745 dB
- 2 10.005025000 GHz  
-92.162 dB
- 3 19.995025000 GHz  
-93.052 dB
- 4 26.488525000 GHz  
-82.503 dB

MARKER READOUT  
FUNCTIONS